



Recreation Ground Survey - Initial results May 2021

This survey about the recreation ground facilities and future plans was distributed to the majority of households in the Llangattock village area in early April and was also available online and via paper copies at the Recreation Ground. Responses were open from April 9th-30th.

In total 211 surveys were submitted by residents, visitors to the park and those filling out the online survey. 114 of these were submitted online and 97 in paper form. This represents a 30% increase in responses from the 2016 survey.

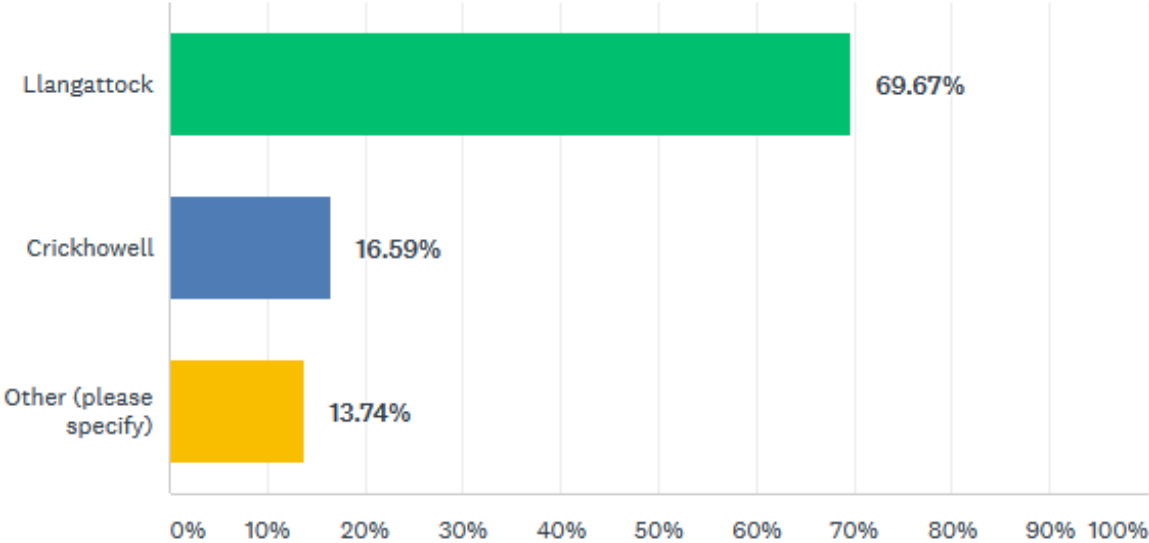
This document gives an overview of initial results but is not the final report on results.

This document carries some important limitations & notes!

- It has not been designed as a representative survey of the Llangattock community – it provides a way for people who live in the area, and those who use the recreation ground, to share their views.
- It is unlikely that all groups and types of residents will respond equally. It helps show the range of views and concerns but should be one part of ongoing work to engage and communicate with the Community about plans for the recreation ground. There is likely to be a wide range of views about the issues raised, and different preferences among differing groups.
- This initial summary of findings has not adjusted the data and results for missing responses / incomplete responses or 'coded' back open comments or 'other' comments into the results. The final numbers and percentages may therefore vary a little.
- It will be useful to look at responses by various sub-groups, for example age group, or to compare local residents and other visitors/users of the recreation ground in the full results but has not been considered as yet. There may be significant variations on those lines.
- Many valuable comments and additional ideas have been shared in open comments. These show a high level of engagement and interest in the future of the recreation ground, as well as a range of ideas and concerns. These will be compiled carefully in the final report. It is clear there are important issues raised in the comments which need to be considered alongside the survey results to specific questions. Some of the key themes that are immediately clear are noted at the end of these results.

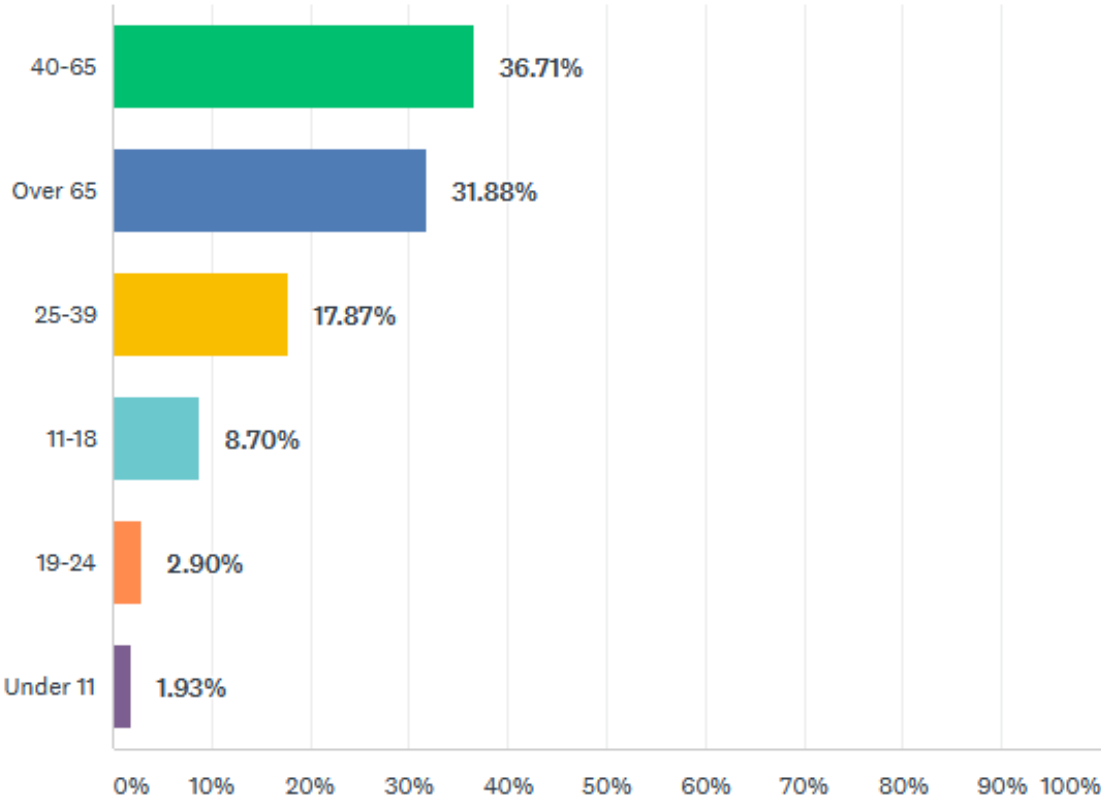
Question 1: Where do you live

The majority of responses are from Llangattock residents. Those in the 'other' category look to be largely from nearby areas – Abergavenny, Gilwern, Llangynidr, Ebbw vale etc.

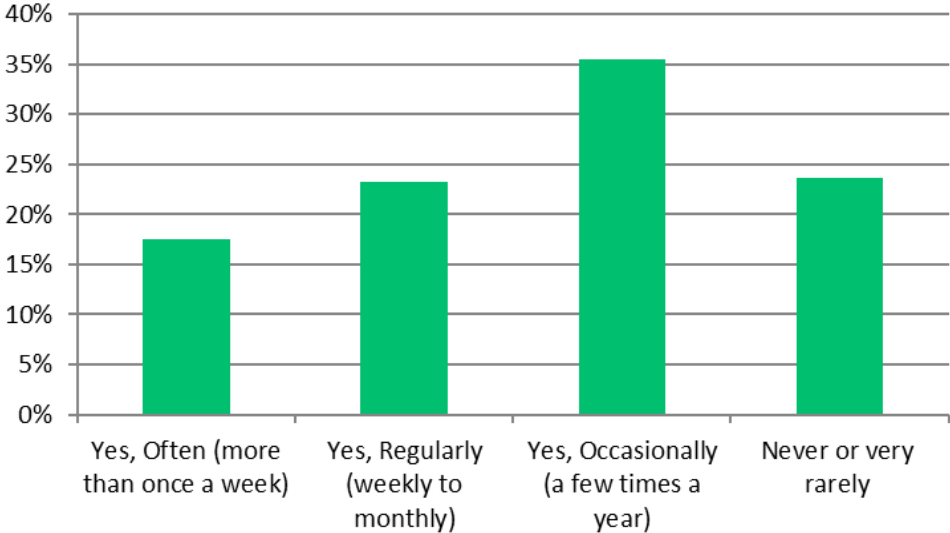


Question 2: Your age

As would be expected for this kind of survey, it has mostly been completed by adults. How far the responses reflect the age profile of the area should be looked at in the final results.

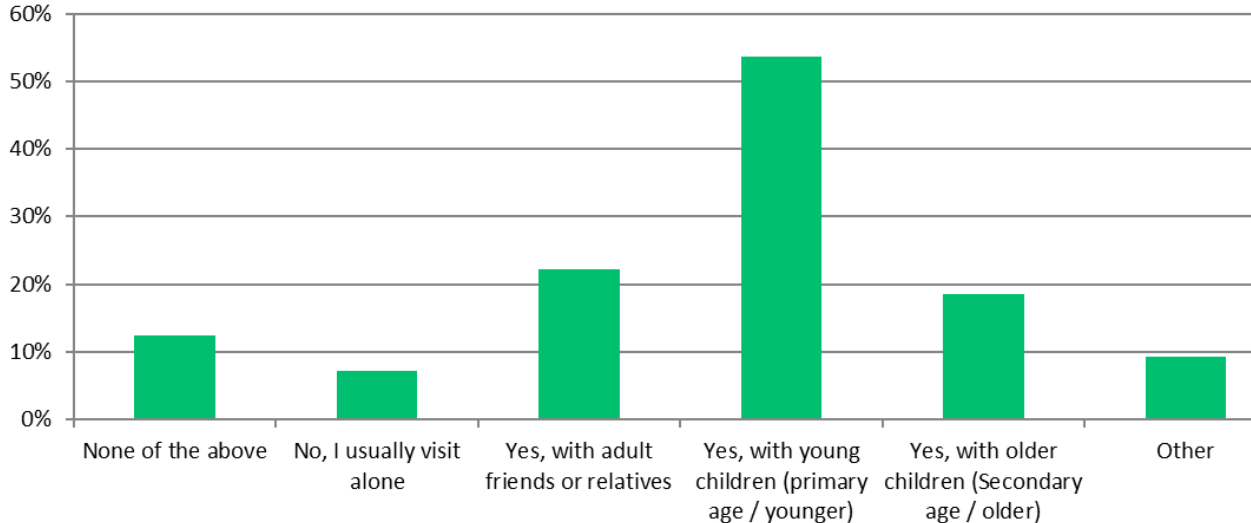


Question 3: How often do you use the recreation ground?



Question 4: Do you usually visit with others? (tick all that apply)

Most of those responding visit the recreation ground with others, often with young children. Half of those replying usually visit with young children.



Question 5: Do you, or people you visit with, have a disability?

Around 15% of those responding have, or visit with, people with some disability. The comments on this question suggest there are a wide range of needs and access issues that shape use of the space.

Yes	14%
No	86%

Question 6: If you don't use the park or only use it rarely, why is that?

The % results here need to be adjusted to account for comments under 'other' on this question – issues of appropriate facilities, access and preferring other local green spaces are relevant.

It doesn't have facilities that appeal to me	27%
Other (please specify)	19%
Lack of shelter / covered spaces	15%
Feels unwelcoming / unattractive	8%
Not interested / don't use these kind of spaces	7%
It is inaccessible / hard to get into or around	5%

Question 7: How do you usually get to the recreation ground?

Most of those who visit the recreation ground walk to reach it. A little over a quarter drive.

Walk	76%
Drive	28%
Cycle	13%
None of the above	4%
Mobility vehicle / mobility aid	1%
Other (please specify)	5%

Question 8: Has your use of the recreation ground changed over the last year / during the pandemic?

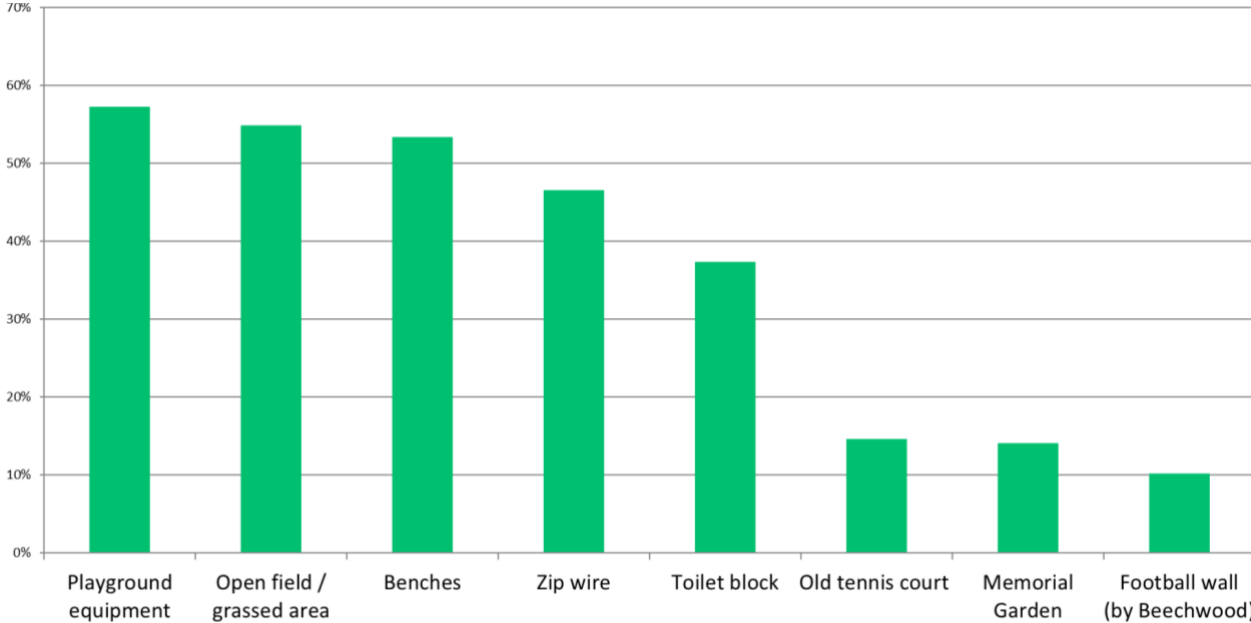
I use it more	23.65%
No change	48.77%
I use it less	27.59%

The comments on this question suggest that the pandemic had a powerful influence on recreation ground users, but in varied ways. Those with children at home seem to have used it more; those who previously used it when visited by grandchildren/other guests with young children used it less; older people who were shielding or avoiding contact used it less.

Question 9: Which facilities do you (or those you visit with) use regularly?

The existing facilities are well-used by visitors. Over half of those replying use the playground equipment, open field/grassed area and benches regularly. Nearly 40% use the toilet block, which was kept open during the Pandemic, despite the extra costs involved. The tarmac area, memorial garden and football wall area are not heavily used. As well as the listed facilities, 10% mention 'other' uses, including comments about the burial mound and using the recreation ground as an access way to the allotments or Beechwood.

Most used items ('others' and 'none of the above' left out of this graph)



Question 10: Which playground equipment do you use regularly?

Those using the playground are most likely to use the swings and climbing frame.

Swings	65.00%
Climbing frame / slide	63.75%
See saw	45.00%
Infant play area (spring riders)	36.25%

Future priorities & ideas for change:

Question 11: How important are the following uses for the recreation ground to you?

The survey asked about which types of uses were important – listing a range of groups of users and types of facilities that might be provided.

It will be useful to look at responses to this question more closely e.g. to see variety between local residents/visitors and by age group. Many of these uses are seen as very important by a third or more of those replying, suggesting the space is seen as one that needs to serve a variety of purposes.

Note: Results are listed here in order of weighted ‘score’ for overall importance – balancing ‘important’ against ‘not important’. This order needs to be checked based on a closer look at the data and ‘other’ responses.

	Not at all important	Less important	Neutral / don't know	Important	Very Important
Play & activity facilities for young children (primary age and younger)	4%	3%	8%	33%	52%
Play & activity facilities for older children (above primary age)	4%	9%	10%	36%	41%
Better accessibility for wheelchairs / buggies	3%	6%	23%	31%	38%
Space to enjoy nature, quiet & relaxation	3%	11%	13%	35%	37%
Facilities designed to suit those with a disability or additional needs (e.g. dementia)	3%	5%	23%	35%	35%
Seating/sheltered spaces to meet friends & family	5%	9%	14%	43%	31%
Play & activity facilities for teens / young people	5%	11%	18%	31%	35%
Activities and facilities to appeal to older people	5%	15%	16%	37%	27%
Sheltered space for community activities / groups	7%	15%	18%	32%	27%
Exercise or training facilities for adults	6%	19%	19%	33%	22%

Question 12: Some suggestions & ideas have been put forward for the recreation ground. What do you think of each?

The survey asked for responses to a list of suggestions or ideas for facilities or uses. These results are listed in order of weighted 'score' for likes balanced against dislikes – this needs to be checked based on a closer look at the data and high number of comments on this question.

It will be useful to look at responses to this question more closely e.g. to see variety between local residents/visitors and by age group. The most popular ideas based on these raw results look to be the accessible toilets and accessible path/trim trail. There are a number of suggestions that seem to divide opinions more strongly: the café, skateboard/scooter ramps, mountain bike trail and an enclosed dog space.

	dislike	neutral/ don't know	like
Accessible toilets & baby changing	3%	15%	83%
Combined wheelchair accessible path & trim trail (with exercise equipment)	2%	23%	76%
Covered seating / picnic areas with tables	8%	20%	72%
Wildflower or nature areas	4%	29%	68%
Peaceful space with seating & sensory area	6%	27%	67%
Learner cycle track (on tarmac area)	8%	28%	66%
Combined football goals / rugby posts	5%	25%	66%
Basketball hoop (on tarmac area)	7%	28%	64%
A covered meeting area or pavilion for groups & community events	15%	27%	58%
Team swing (large webbed swing)	15%	28%	57%
Arboretum / community orchard	15%	34%	52%
Boules/ Pétanque area	14%	36%	49%
Café / refreshments stand (volunteer run)	22%	22%	49%
Skateboard / scooter area or ramps	26%	19%	55%
Mountain biking bumps / trail	31%	18%	50%
Enclosed dog walking / play space	49%	19%	32%

12. TOP 5: same suggestions as in Question 12, but asked to choose up to 5 'favourites'

When asked to choose their top 5 ideas from the list of suggestions, a similar set of 'preferred' or most supported options emerge. Some of the more controversial issues (skateboard ramps, café) are also picked by many here.

Suggestions & ideas from question 12	% picking option as one of their 'top 5'
Covered seating / picnic areas with tables	41%
Accessible toilets & baby changing	40%
Combined wheelchair accessible path & trim trail (with exercise equipment)	35%
Combined football goals / rugby posts	33%
Skateboard / scooter area or ramps	32%
Peaceful space with seating & sensory area	32%
Café / refreshments stand (volunteer run)	32%
A covered meeting area or pavilion for groups & community events	28%
Learner cycle track (on tarmac area)	28%
Mountain biking bumps / trail	26%
Wildflower or nature areas	24%
Basketball hoop (on tarmac area)	22%
Boules/ Pétanque area	21%
Team swing (large webbed swing)	19%
Aboretum / community orchard	19%
Enclosed dog walking / play space	14%

Initial notes on open comments

There was also a request to write more open comments/feedback at the end.

A large number (86) took up this option, providing detailed feedback and comments on their views about the recreation ground.

These comments are very important to consider alongside the survey results above and may raise issues that were not directly asked about or listed as suggestions.

A much more detailed overview of comments will be provided in the full results (assuring anonymity) but key topics that seem to come up repeatedly include:

- Concerns that change to the park should not go 'too far' and others noting that it is a well-liked and used space as it is, and it currently has a more 'natural' feel than some parks.
- Concerns about parking and how far changes that attract more users may create further pressure on parking spaces.
- More detailed comments on the importance of accessibility and what an accessible space, that suits a wide range of needs, might look like.
- Concerns that park 'basics' are thought through e.g. enough benches and bins.
- Interest in the history of the site /the burial chamber area.