

# Llangattock Community Council / Cyngor Cymuned Llangatwg

## Recreation Ground consultation.

### Consultation results Report to the Recreation Ground Committee

8<sup>th</sup> November 2016

#### **Background:**

The consultation survey was approved by the community council and opened to the public in June 2016 via survey monkey. The survey remained open throughout the summer.

Every household received a paper copy of the survey. A survey aimed at children was also produced and this was distributed to children and via the school. In addition we took the survey to the LACAS show in August.

To encourage entries a prize draw was offered.

#### **Response rate:**

- 162 people completed the survey in some form but there were 124 substantive responses.
- 79 responses were in paper form, the rest were on line.
- All the paper responses were entered into survey monkey so there were included in the analysis.

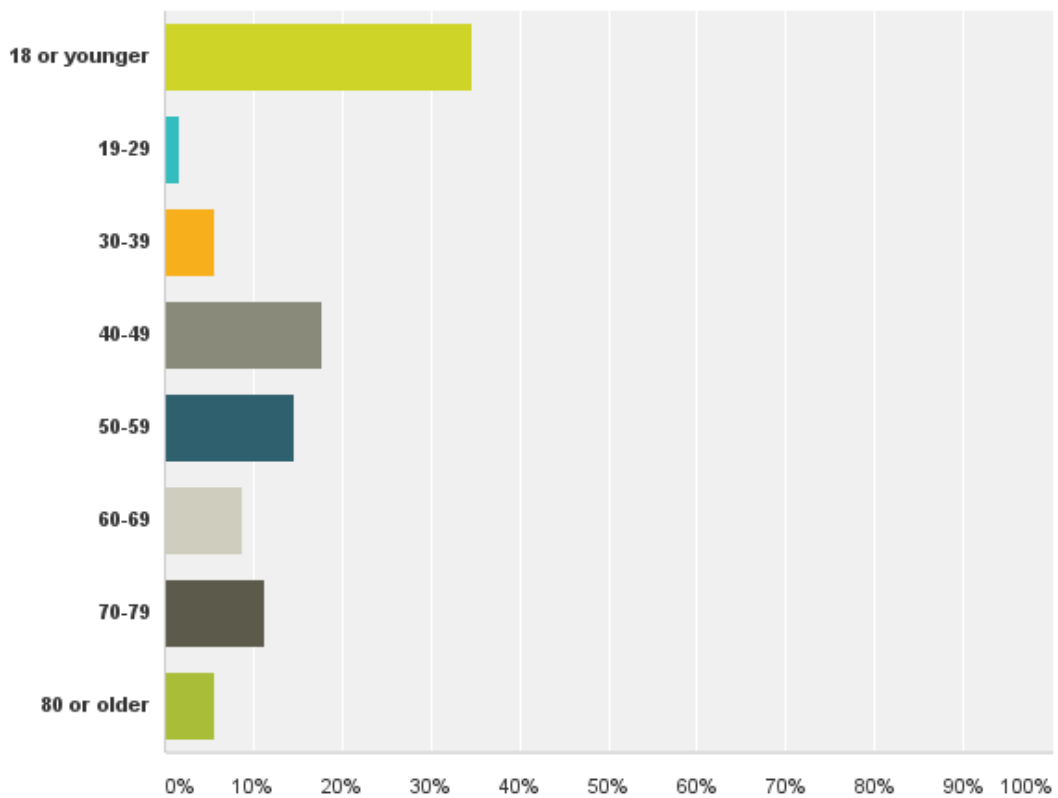
**Key findings:**

**Q3. What is your age?**

- Around one third of the respondents were under 18
- All age groups responded
- There were relatively small numbers of respondees in the 19-29, 29-39 and 80+ age groups.
- All other age groups had substantial numbers responding to the survey

**Q3 What is your age?**

Answered: 124 Skipped: 38



**What is your age?**

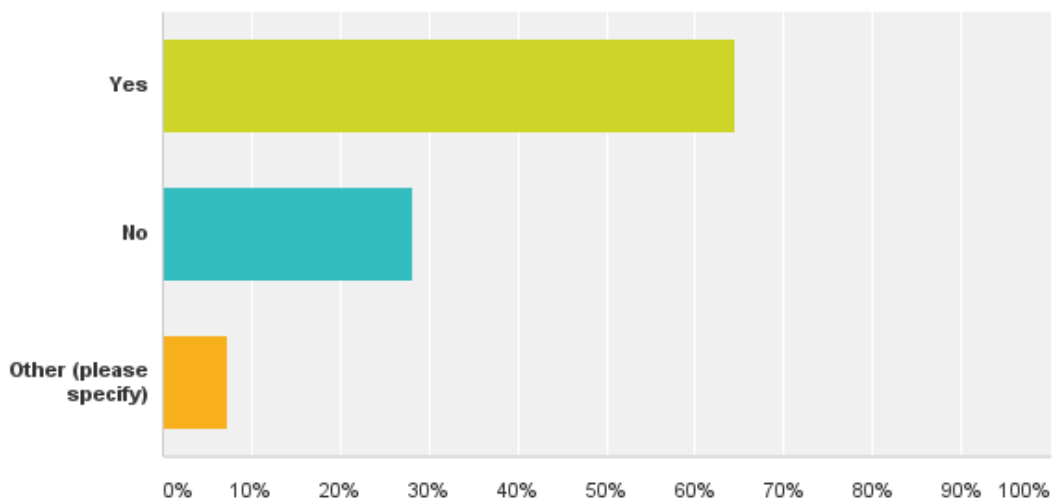
Answer Options	Response Percent	Response Count
18 or younger	34.7%	43
19-29	1.6%	2
30-39	5.6%	7
40-49	17.7%	22
50-59	14.5%	18
60-69	8.9%	11
70-79	11.3%	14
80 or older	5.6%	7
<i>answered question</i>		<b>124</b>

**Q4. Do you use the recreation ground now?**

- 64% of respondees use the recreation ground now.
- On the paper copy of the survey we asked why people used the recreation ground. (or why not). The overwhelming majority used the recreation ground for children’s play. Of those who do not use it, the overwhelming majority cited the lack of facilities for anything apart from children’s play. The picture created is that children parents and grandparents use the recreation ground with their children but there is a no other reason for going to the recreation ground and those without children feel it is not a place for them.

**Q4 Do you use the recreation ground now?**

Answered: 124 Skipped: 38



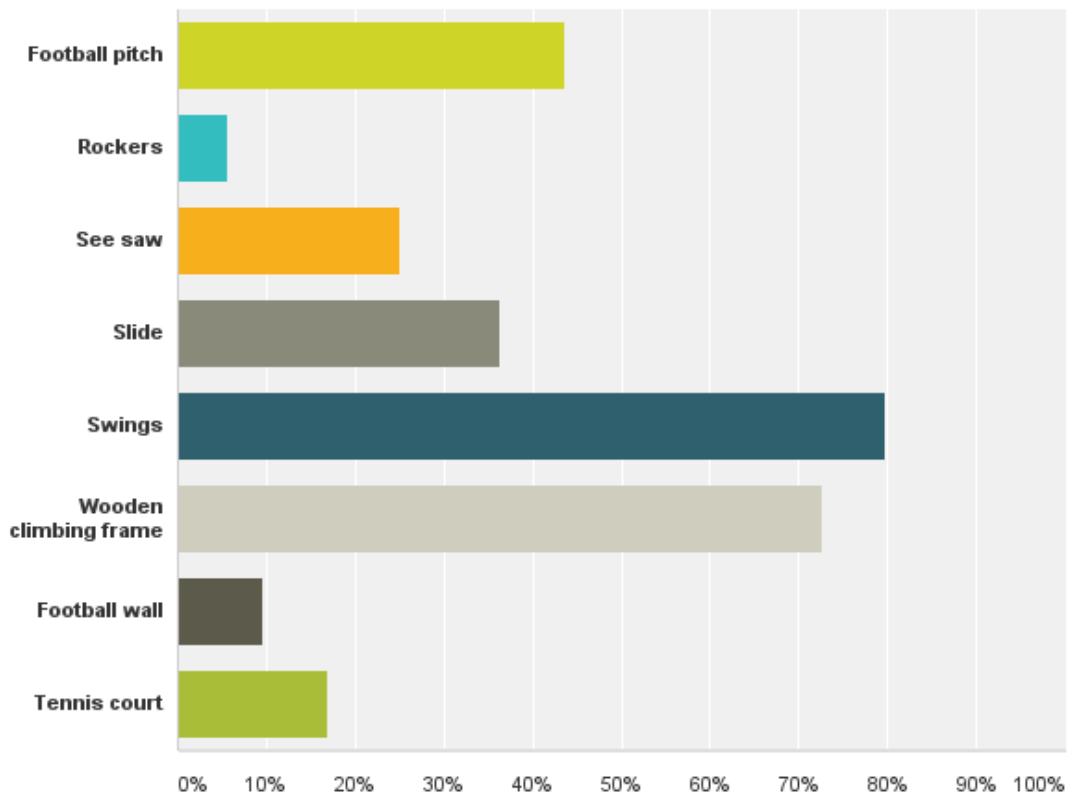
Do you use the recreation ground now?		
Answer Options	Response Percent	Response Count
Yes	64.5%	80
No	28.2%	35
Other (please specify)	7.3%	9
<i>answered question</i>		<b>124</b>
<i>skipped question</i>		<b>38</b>

**Q5. Which three facilities do you use most?**

- The swings and the wooden climbing frame are the most popular facilities.
- The football pitch is the third most used facility
- The ‘tennis court’ is used more than might be imagined - many comments indicated that this was for cycling – not for tennis!

**Q5 Which three facilities in the recreation ground do you use most? (Choose only 3)**

Answered: 124 Skipped: 38



**Which three facilities in the recreation ground do you use most? (Choose only 3)**

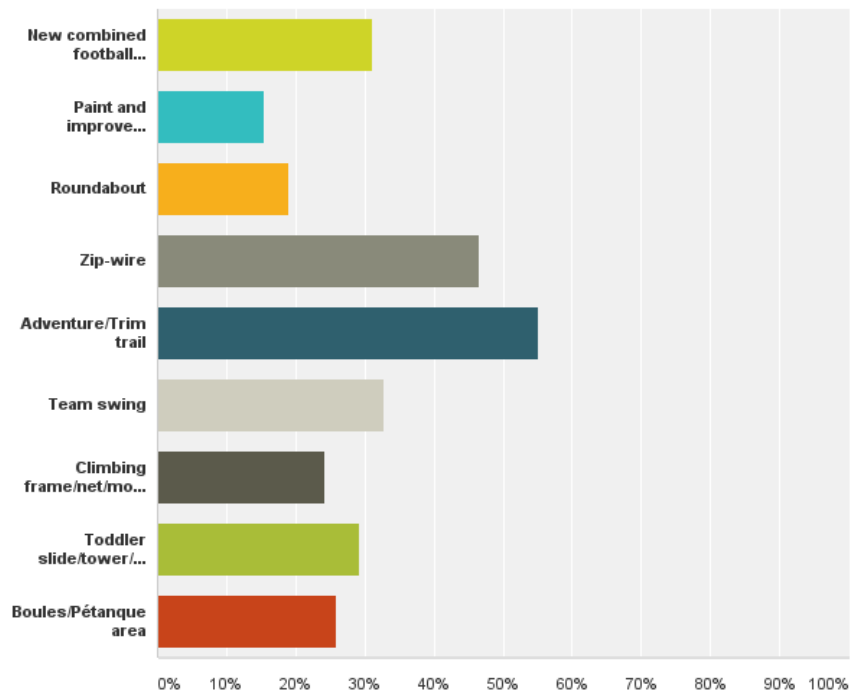
Answer Options	Response Percent	Response Count
Football pitch	43.5%	54
Rockers	5.6%	7
See saw	25.0%	31
Slide	36.3%	45
Swings	79.8%	99
Wooden climbing frame	72.6%	90
Football wall	9.7%	12
Tennis court	16.9%	21
<i>answered question</i>		<b>124</b>

**Q6. If you could add three things to the recreation Ground, what would they be?**

- Three most popular suggestions were: zip wire, adventure/trim trail and team swing.
- The zip wire is the over whelming favourite young people
- The trim trail is supported by different age groups
- A boules area is supported by older residents
- A ‘proper’ tennis court was the most popular unprompted suggestion

**Q6 If you could add three things to the recreation ground what would they be? (choose up to 3)**

Answered: 116 Skipped: 46



**If you could add three things to the recreation ground what would they be? (choose up to 3)**

Answer Options	Response Percent	Response Count
New combined football goals/rugby posts	31.0%	36
Paint and improve football practice wall	15.5%	18
Roundabout	19.0%	22
Zip-wire	46.6%	54
Adventure/Trim trail	55.2%	64
Team swing	32.8%	38
Climbing frame/net/monkey bars	24.1%	28
Toddler slide/tower/climbing frame	29.3%	34
Boules/ Pétanque area	25.9%	30
Other (please specify)		51
<i>answered question</i>		<b>116</b>

**Q7 - If you could change one thing, what would it be?**

- These were the most popular answers that were not covered by answers to Q9.

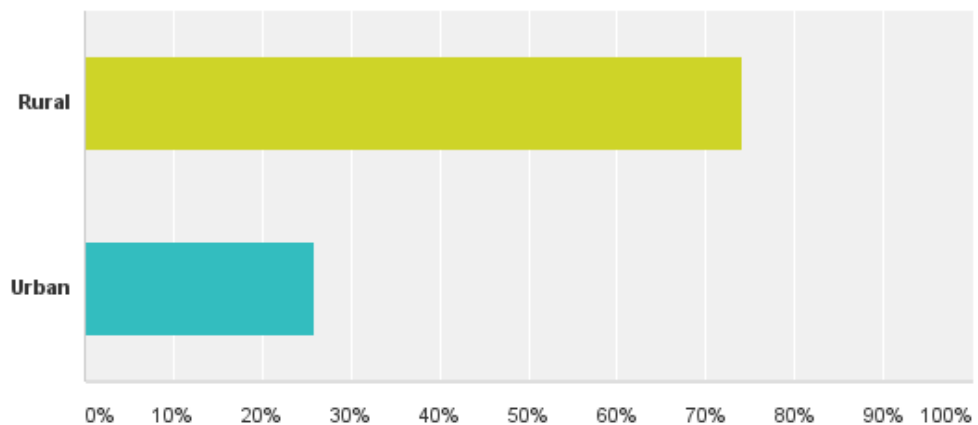
<b>Tennis Court</b>	<b>13</b>
<b>(Covered )Picnic Area Tables, seating area</b>	<b>11</b>
Improve maintenance	6
<b>Better equipment</b>	<b>5</b>
<b>Improve football pitch</b>	<b>3</b>
More for older generation	2
<b>more for teenagers</b>	<b>2</b>
<b>more for toddlers</b>	<b>2</b>

**Q8 – Rural v urban**

- Over whelming support for a rural feel
- BUT many children prefer an urban look, prioritising practicalities over looks (eg splinters!)

**Q8 Do you think the recreation ground should have an urban feel (stainless steel, plastic) or a more rural feel (wooden)?**

Answered: 124 Skipped: 38



Do you think the recreation ground should have an urban feel (stainless steel, plastic) or a more rural feel (wooden)?

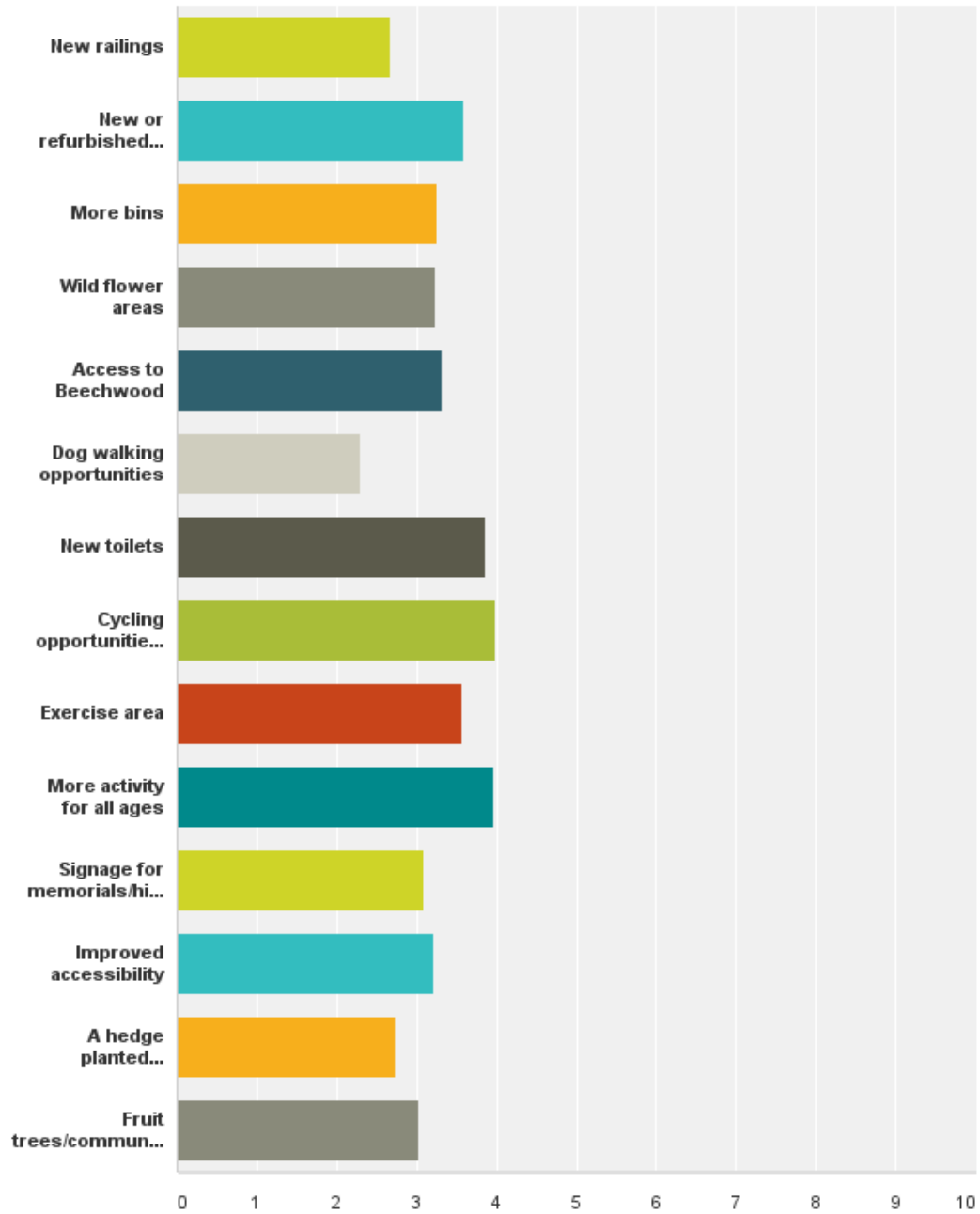
Answer Options	Response Percent	Response Count
Rural	74.2%	92
Urban	25.8%	32
<i>answered question</i>		<b>124</b>

### Q9. What other improvements would you want to see?

- Survey monkey gives a rating score to each suggestion. Although the range of numbers seems quite narrow from 2.30 to 3.98 this represents a wide range of views and small changes in the numbers indicate a large shift in opinion!
  
- The most popular four suggestions are:
  - Cycling opportunities for children
  - More activity for all ages
  - New toilets
  - New benches
  
- Dog walking is very unpopular with large numbers and has a low score because of this.
- Other:
  - Car parking      8
  - Picnic area      6
  - Tennis court     3

## Q9 What other improvements would you want to see?

Answered: 124 Skipped: 38





Answer Options	Strongly disagree	Disagree	neither agree nor disagree	Agree	Strongly agree	Rating Average
New railings	22	14	59	12	5	2.68
New or refurbished benches	2	9	46	36	23	3.59
More bins	7	12	48	37	9	3.26
Wild flower areas	19	15	26	40	21	3.24
Access to Beechwood	20	3	36	30	24	3.31
Dog walking opportunities	51	18	26	14	11	2.30
New toilets	7	6	30	26	47	3.86
Cycling opportunities for children	6	7	16	45	46	3.98
Exercise area	8	9	38	34	28	3.56
More activity for all ages	3	7	23	45	41	3.96
Signage for memorials/historical site	9	20	51	23	12	3.08
Improved accessibility	9	18	43	23	18	3.21
A hedge planted alongside the boundary fence	19	24	47	16	8	2.74
Fruit trees/community orchard	15	21	40	33	10	3.02

Richard Thomas

30<sup>th</sup> October 2016